



Follow the Leader™

**SAVES SPACE!
RACKS STORE INSIDE
EACH OTHER!**

INTRODUCING NESTED PAN RACKS

Features:

- Nesting design to facilitate maximum storage in minimum space.
- Heavy Duty welded construction.
- 12 or 20 Pan capacity.
- 1" x 1-1/2" ribbed angles.
- Heavy Duty 5" Stem Swivel Casters.
- 500 lb. Maximum Load.
- Fully welded 1" square tubing frame and diagonal cross supports.
- Angles are 1" x 1/1/2" fully welded
- Extruded aluminum angles, upright tubing, and support pieces.



UNI-NR-12




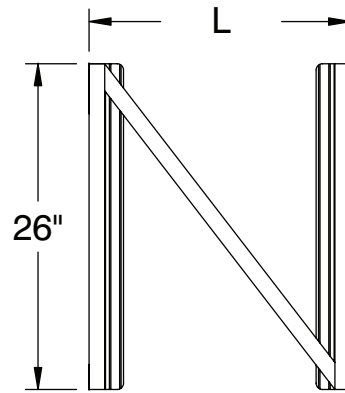
UNI-NR-20



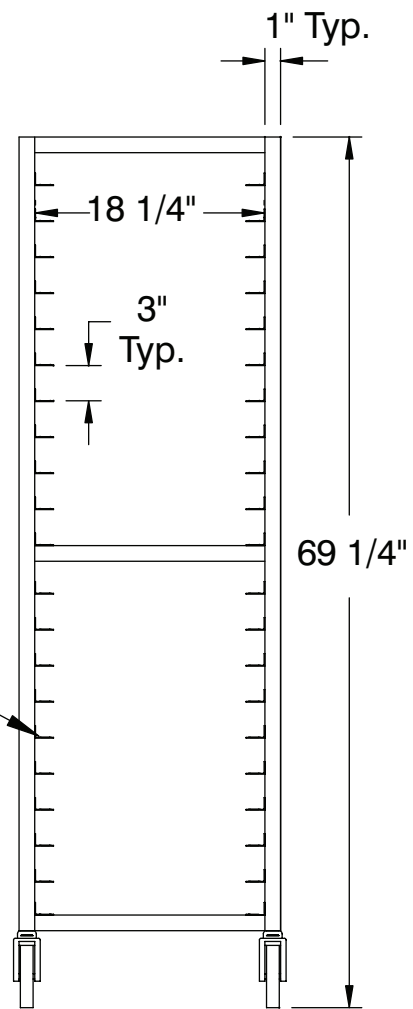
MODEL	Pan Capacity	Shelf Spacing	Overall Size L x W x H	Weight
UNI-NR-12	12 Full or 24 Half Size	5"	21" x 26" x 69 1/4"	28 lbs.
UNI-NR-20	20 Full or 40 Half Size	3"	21" x 26" x 69 1/4"	29 lbs.



Follow the Leader™



5" Dia.
Heavy Duty
Swivel Casters



1" x 1 1/2"
Ribbed
Angle

Direct Phone & Service: (516) 527-3309 • (888) 443-7014 • info@unisourcefoodequipment.com • unisourcefoodequipment.com
170 Wilbur Place, Suite 300, Bohemia, New York, 11716